



Global DSL Subscribers

Now Total

73.4 million

Source: Point Topic



DSL Headline News

Q1 2004

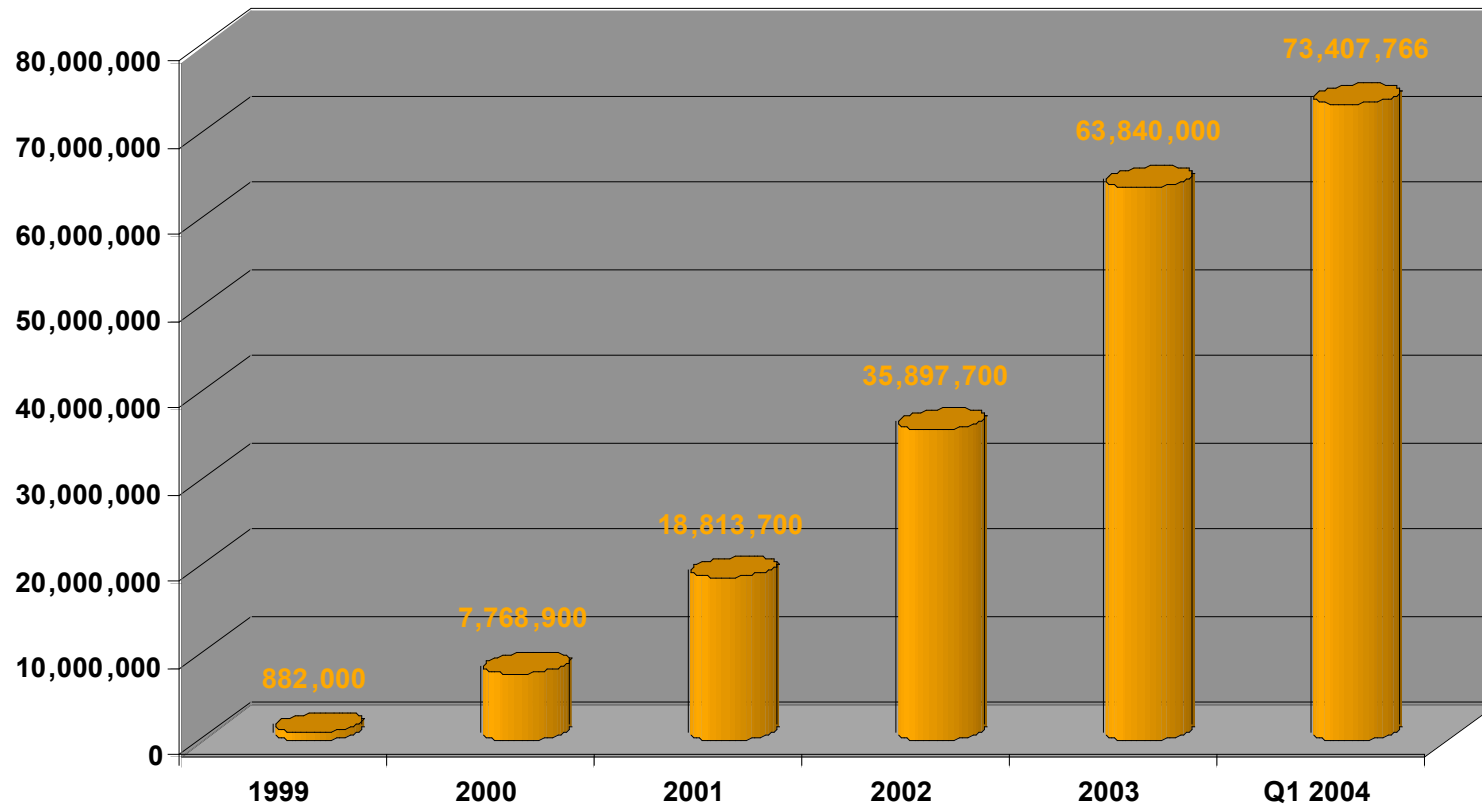
- ✓ **73.4 million subscribers worldwide as of 1Q04**
- ✓ This is the **highest growth** quarter ever by number of subscribers.
- ✓ First quarter growth of 2004 was an additional **9.35 million** subscribers – **up 14.9%**
- ✓ Three countries represented over half of these new subscribers:
 - ✓ **China** [adding **2.85 million** in the quarter]
 - ✓ **USA** [adding **1.18 million**]
 - ✓ **France** [adding **1.07 million**]
- ✓ One third of the new subscribers in first quarter came from European Union countries [**3.36 million**]
- ✓ **13 countries** now have over **one million broadband** DSL subscribers
- ✓ **16 countries** with over **10%** of phone lines delivering DSL services [penetration].



Growth in DSL Subscribers

1999 – Q1 2004

Global



Source: Point Topic



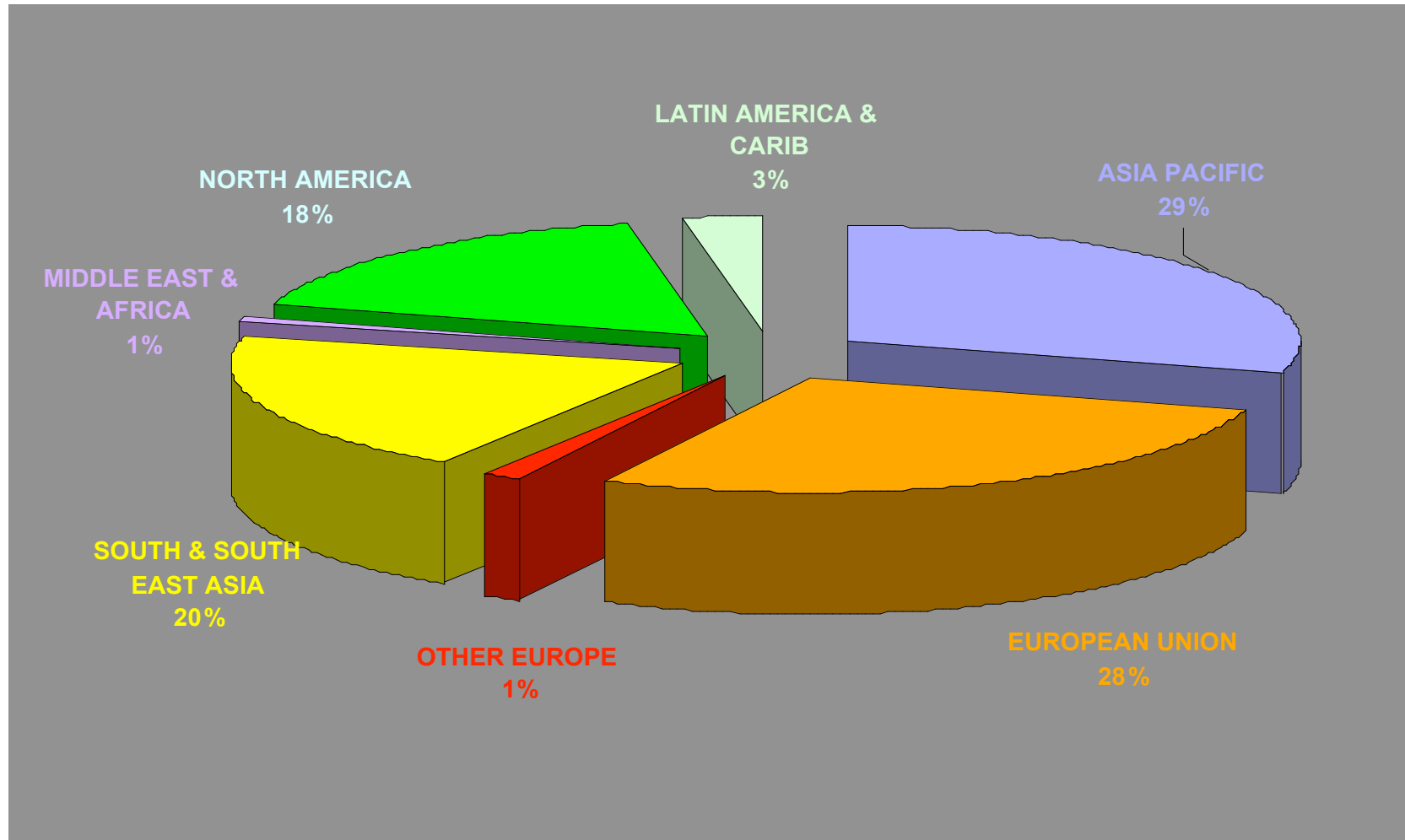
Countries with over 1 million DSL subscribers at 31 March 2004

Global Ranking	Country	Q1 2004	Global Ranking	Country	Q1 2004
1	China	13,995,000	8	Taiwan	2,590,000
2	Japan	11,196,830	9	Canada	2,340,699
3	USA	10,584,281	10	UK	2,272,270
4	South Korea	6,580,923	11	Spain	1,947,313
5	Germany	4,840,180	12	Brazil	1,160,175
6	France	4,116,000	13	Netherlands	1,118,000
7	Italy	2,875,000			

Source: Point Topic

Regional breakdown

Q1 2004

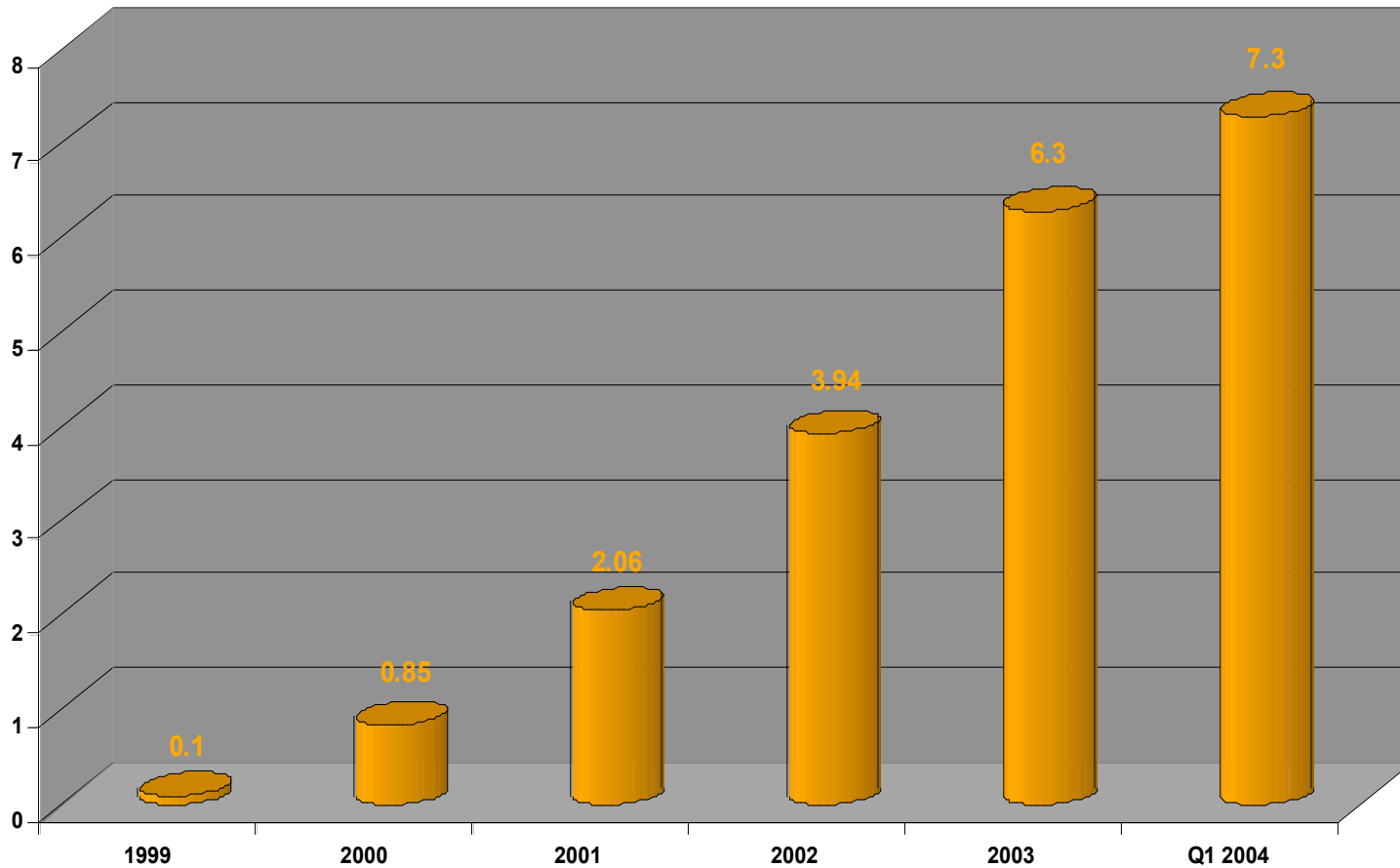




DSL Subscribers Penetration

1999 – Q1 2004

Global



Source: Point Topic

Top 10 Countries by penetration Q1 2004

Global Ranking	Country	Penetration (broadband per 100 population)
1	South Korea	24.0%
2	Hong Kong	18.8%
3	Canada	15.8%
4	Denmark	14.8%
5	Taiwan	14.2%
6	Netherlands	13.6%
=7	Belgium	13.4%
=7	Switzerland	13.4%
9	Sweden	11.9%
10	Singapore	11.7%



**Twenty biggest percentage increases in
Q1 2004
(Countries with over 50,000 lines at Q4 2003)**

Global Ranking	Country	Q1 2004 increase	Global Ranking	Country	Q1 2004 increase
1	Peru	60.8%	11	Poland	21.8%
2	Malaysia	52.2%	12	Norway	21.4%
3	France	35.3%	13	Hungary	19.1%
4	Mexico	27.7%	14	Argentina	18.7%
5	Italy	26.1%	15	Australia	17.8%
6	Portugal	25.6%	16	Netherlands	17.6%
7	China	25.6%	17	Finland	15.6%
8	UK	24.9%	18	Brazil	14.5%
9	Turkey	23.8%	19	New Zealand	14.4%
10	Switzerland	22.4%	20	Venezuela	14.0%

Source: Point Topic